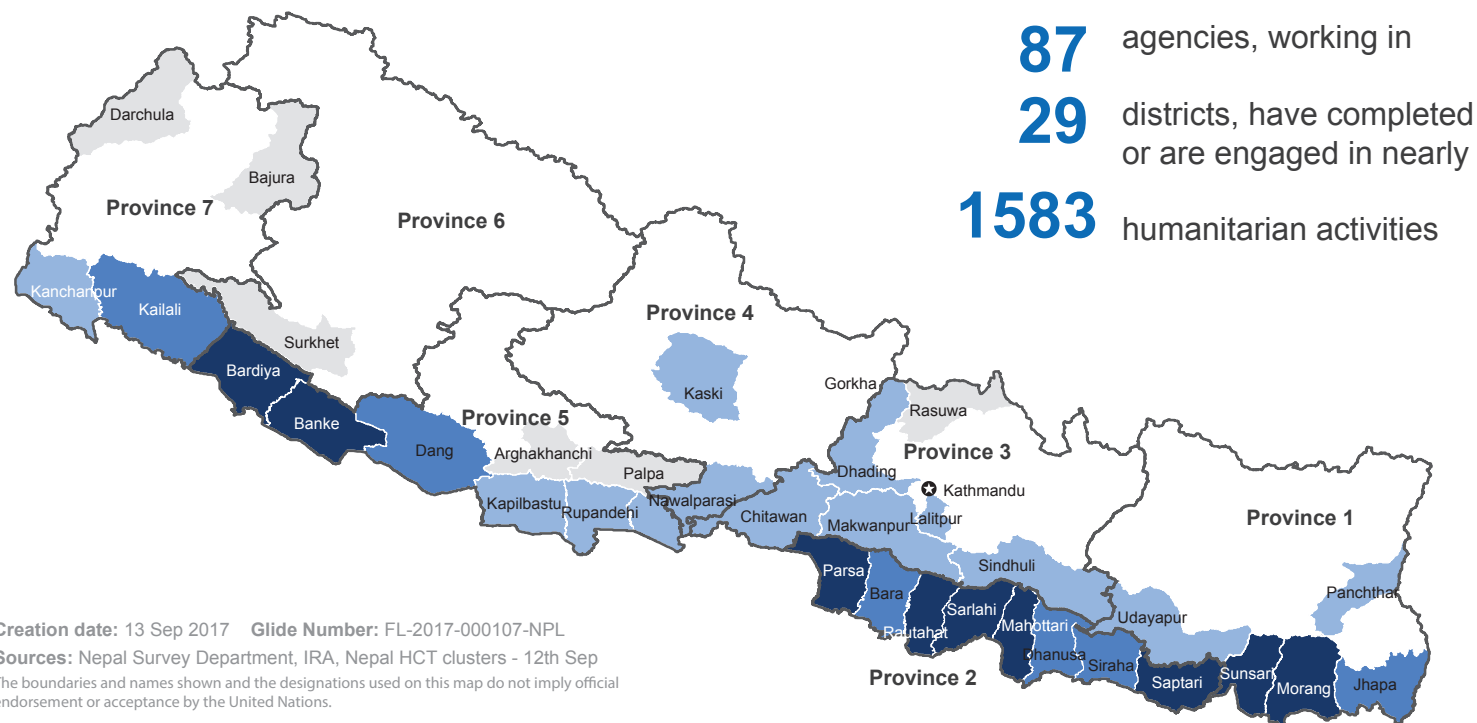
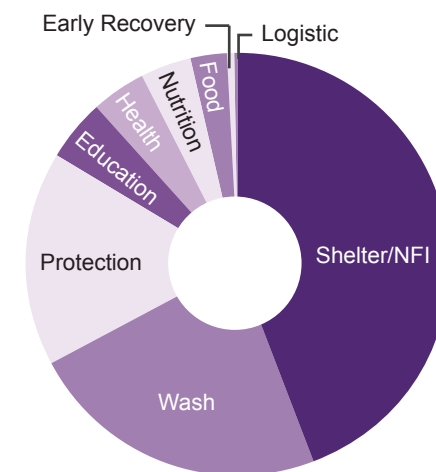


NEPAL: Who does What Where When (4W)

Humanitarian Activities - as of 12th September

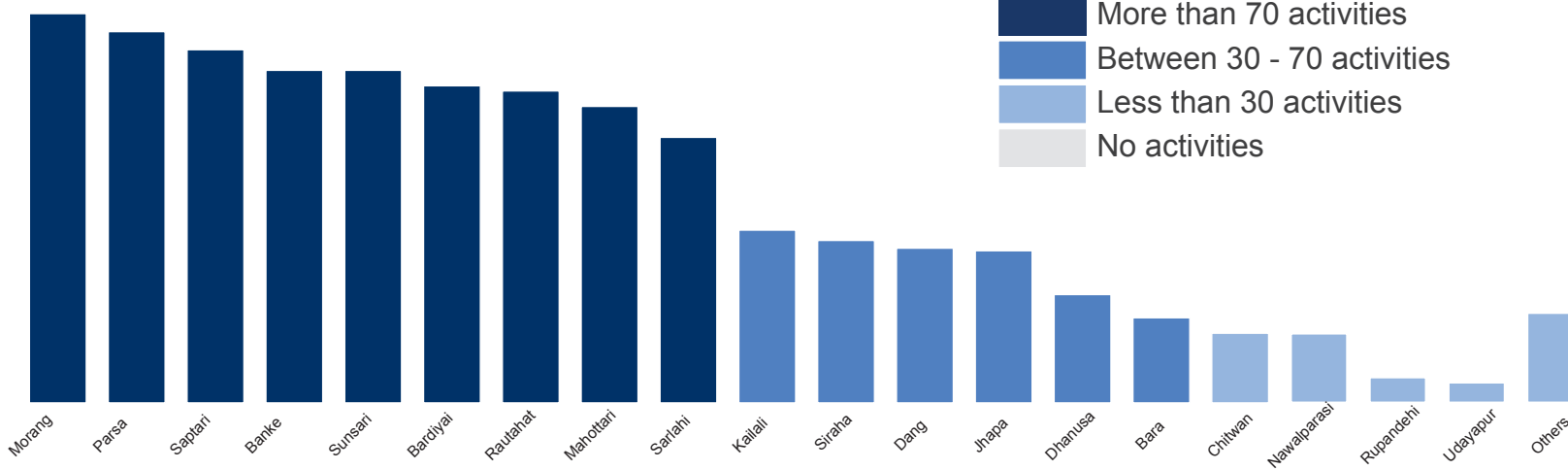
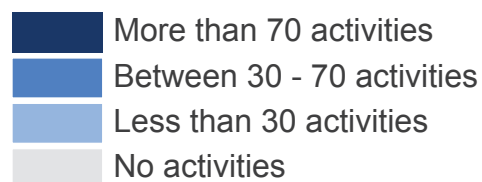


Number of Activities per Cluster

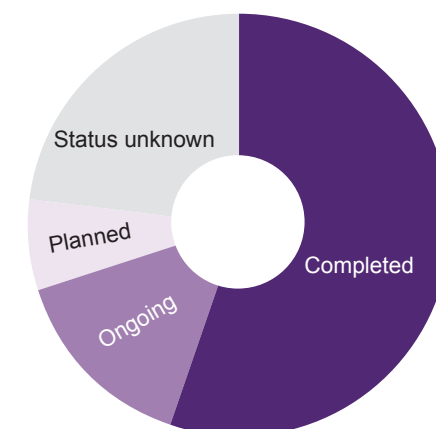











Activities supported by the Logistics cluster

Number of Activities per District



Number of Activities per Status



											
District	Affected families*	Education	Health	Nutrition	Wash	Shelter/NFI	Logistic	Food	Protection	Early Recovery	Grand Total
Arghakhanchi	1,304	0	0	0	0	0	0	0	0	0	0
Bajura	2	0	0	0	0	0	0	0	0	0	0
Banke	10,473	1	32	5	24	43	0	6	18	0	129
Bara	2,136	4	2	2	9	14	0	0	2	0	33
Bardiya	24,942	1	2	5	22	71	0	2	20	0	123
Chitawan	4,462	4	1	1	4	12	0	0	5	0	27
Dang	844	1	3	6	9	21	0	0	20	0	60
Darchula	0	0	0	0	0	1	0	0	0	0	1
Dhading	0	0	0	0	0	2	0	0	0	0	2
Dhanusa	13,794	4	2	3	11	11	0	7	4	0	42
Jhapa	4,996	8	0	2	14	29	0	2	4	0	59
Kailali	3,087	0	2	4	12	30	1	1	17	0	67
Kanchanpur	0	0	0	1	2	0	0	0	1	0	4
Kapilbastu	90	0	1	3	1	1	0	0	1	0	7
Kaski	0	0	0	1	1	3	0	0	0	0	5
Lalitpur	17	0	0	0	0	1	0	0	2	0	3
Mahottari	40,000	4	2	3	52	39	0	1	12	2	115
Makawanpur	2,216				3	4	0	0	0	0	7
Morang	6,458	8	4	2	29	90	0	0	18	0	151
Nawalparasi	1,290	4	1	3	10	7	0	0	2	0	27
Palpa	1	0	0	0	0	0	0	0	0	0	0
Panchthar	113	0	0	0	0	2	0	0	0	0	2
Parsa	8,014	4	1	2	44	63	0	7	22	1	144
Rasuwa	0					1	0	0	0	0	1
Rautahat	48,452	4	4	3	16	50	0	8	34	2	121
Rupandehi	123		1	3	2	3	0		1		10
Saptari	130,629	10	2	5	24	55	0	1	38	2	137
Sarlahi	3,928	4	3	5	41	39	0	3	7	1	103
Sindhuli	1					3	0	0	0	0	3
Siraha	11,800	4	1	2	19	14	0	6	17		63
Sunsari	15,481	8	2	2	14	86	0	0	16	1	129
Surkhet	2	0	0	0	0	0	0	0	0	0	0
Udayapur	1,640	0	0	0	1	6	0	0	1	0	8
Grand Total	336,295	73	66	63	364	701	1	44	262	9	1583

*Source: IRA-20Aug